







Bravo™ pH Monitoring Patient Instructions

Bravo™ pH testing provides your physician with information regarding acid reflux into your esophagus. Test results are more accurate with your help in completing a detailed diary as well as following the instructions below:

[] Your physician has asked that you continue your medication during testing. Please record in your diary any medication you take for your reflux.


[] Your physician has asked that you discontinue your reflux medication for this test. Please do not take any prescribed medication for the treatment of your reflux during the testing period.


1. You must keep the recorder within 3 feet of you at all times during the testing period.
2. If you should forget and move the recorder outside 3 feet radius of the capsule/s you may hear beeping for 30 seconds and the icon **1** (single capsule study) or **1 2** (for a two capsule study) disappears from the screen indicate loss of communication. Move the recorder closer to you until the beeping stops and the **1** or **1 2** icons reappears on the screen.
3. You may take a bath/shower during the testing period, but the recorder **must not get wet and must remain within 3 feet of you**. Please leave the recorder outside of the shower or tub while bathing.
4. Please use the symptom buttons on the recorder to record your symptoms during the testing period:

Symptom Button	Symptom Icon	
		Chest Pain
		Regurgitation
		Heartburn

Symptom Button Note:

All button functions are active only when backlight is ON. If backlight is OFF, pressing any of the enabled recorder buttons will first turn the backlight ON, but no function will yet be activated. Pressing the desired button a second time will activate the desired function.

5. Please remember to record all meals, drinks and snacks by pressing the Meal Button  once at the start of the meal and once at the end of the meal. In between the two presses, the button LED will blink until the button is pressed to mark the end the event.
6. You may drink whatever you like with meals and snacks (juices, soda, coffee, tea). Please drink limited amounts of plain water (not flavored) between meals and do not sip over long periods (plain water drinks do not need to be recorded). Please do not chew gum or eat hard candy, during the monitoring period.

7. Press the Supine Button  once when lying down for bed and once at the end of the lying period. In between the two presses, the button LED will blink until the button is pressed to mark the end the event. *Note: You need to record all of your up and down times - even quick trips to the restroom at night or lying down on the couch.
8. Please be sure to return your diary with your recorder at the end of the testing period. You should not have an MRI within 30 days from the day the Bravo™ was placed.

Return the diary and recorder to:

Place: _____

Date: _____

Time: _____

*If you should have any problems or questions during the study, please call _____

The risks of Bravo™ pH monitoring include: premature detachment, discomfort, failure to detach, failure to attach, capsule aspiration, capsule retention, tears in the mucosa, bleeding, and perforation. Endoscopic placement may present additional risks. Medical, endoscopic or surgical intervention may be necessary to address any of these complications, should they occur. Because the capsule contains a small magnet, patients should not have an MRI study within 30 days of undergoing the Bravo™ pH test. Please refer to the product user manual or givenimaging.com for detailed information.

Copyright ©2001-2014 Given Imaging Ltd. GIVEN, GIVEN & Design, PILLCAM, PILLCAM & Logo, RAPID, RAPID ACCESS, BRAVO, BRAVO PH SYSTEM, DIGITRAPPER, MANOSCAN, MANOSHIELD, MANOVUEW, GASTROTRAC, GEROFLEX, VERSAFLEX, ACCUTRAC, ACCUVIEW, POLYGRAF ID, SMARTPILL, MOTILIGI, SMARTBAR, and THE MEASURE OF GI HEALTH are Trademarks and/or Registered Trademarks of Given Imaging Ltd., its subsidiaries and/or affiliates in the United States and/or other countries. All other company or product names are the trademarks or registered trademarks of their respective holders. All rights not expressly granted are reserved